

# EvaluatePharma<sup>↑</sup>

Vision

The first single view of the risk  
and reward of the R&D landscape



Evaluate<sup>↑</sup>

# We're proud and excited to introduce the latest stage of evolution for our flagship product, EvaluatePharma.



Alex Karle  
CEO, Evaluate

Evaluate has been at the forefront of pharmaceutical commercial intelligence for over 20 years. During this time we have developed deep expertise delivering timely, must-have data. Our products and solutions help our clients hone their understanding of the past, present and future of our vital but complex industry.

From market-leading consensus forecasts to our annual EvaluatePharma World Preview report, we have always had a simple mission: to improve the quality of forecasting in the pharmaceutical industry.

The launch of **EvaluatePharma Vision** will represent a quantum leap forward for our mission. Building on EvaluatePharma's exceptional functionality, this latest iteration will draw on our unparalleled twenty-year dataset to deliver a single, transparent, comprehensive overview of the risk and reward of the R&D landscape.

EvaluatePharma Vision will deliver the ability to make investment decisions more quickly, with less risk and lower costs.

Read on for a head start on Evaluate's latest offering, and how it could help your business.

[www.evaluate.com/EvaluatePharmaVision](http://www.evaluate.com/EvaluatePharmaVision)

#### **Evaluate Headquarters**

Evaluate Ltd.  
11-29 Fashion Street  
London E1 6PX  
United Kingdom

#### **Will Hau**

Senior Vice President,  
Sales & Account Management  
T: +44 (0)79 8443 5010  
E: will.hau@evaluate.com

#### **Evaluate Americas**

EvaluatePharma USA Inc.  
60 State Street, Suite 1910  
Boston, MA 02109  
USA

#### **Chris Kelley**

Senior Vice President,  
Sales & Account Management  
T: +1 617 573 9453  
E: chris.kelley@evaluate.com

#### **Evaluate Asia Pacific**

Evaluate Japan KK  
Akasaka Garden City 4F  
4-15-1 Akasaka, Minato-ku  
Tokyo 107-0052  
Japan

#### **Stephen Elder**

Vice President, Asia Pacific,  
Business Development  
T: +81 (0) 80-2212-6816  
E: stephen.elder@evaluate.com

# EvaluatePharma

Vision

## The first single view of the risk and reward of the R&D landscape.

Connecting past, present and future, EvaluatePharma Vision offers you the first single view of the risk and reward of the R&D landscape. Build your understanding of the commercial issues that affect your strategic investment decisions.

### Success Rates **NEW**

The most comprehensive view of R&D success rates available with analysis of over 19,000 phase transitions, dating from the year 2000 onwards. Fully transparent probability of technical and regulatory success (PTRS) benchmarks at an industry level, and by indication, mechanism of action and technology.

### R&D Costs **NEW**

The industry's first comprehensive clinical trial costing model, with over 50,000 trials costed: view costs at a trial, drug or indication level. Fully transparent R&D cost benchmarks by indication and phase.

### Outcomes **NEW**

Aggregated and standardised trial outcomes for indications and products, updated daily. Information from multiple sources, combined to produce proprietary endpoint analysis focused on the four indication-specific endpoints most likely to lead to regulatory approval.

### Timelines **NEW**

Our consistent proprietary methodology helps to predict US and EU approval dates for all NMEs in clinical development, even early-stage assets not covered by brokers. Includes time-in-phase benchmarks for 840+ indications, with a fully transparent audit of how these are calculated for each phase.

### Consensus Forecasts

Consensus sales forecasts out to 2024, based on product sales estimates from leading brokers. Access to the only consensus archive dating back to January 2003. The most comprehensive coverage of product sales by indication, derived from equity analyst forecasts.

### Interactive NPV Analyzer

Access NPV discounted cash flow models for over 4,500 products. Interactive, fully transparent models let you edit key assumptions – annual and peak sales, patent expiry date, cost of capital and tax rate – to create a custom model.

### Calendar of Events

Identify and track future critical events and market catalysts for product lifecycles. Track key events, including Phase II and III trial initiation, completion and results, financial results, product filings and approvals, and expected generic competition.

### Clinical Trials

Track and analyse clinical trials in the commercial context. ClinicalTrials.gov, EudraCT and a Japan clinical trials data source aggregated, standardised and integrated.

# More speed. Less risk. Lower cost.

The pharmaceutical industry faces constant pressure to increase the productivity of R&D investments. To make accurate, high value decisions – at speed.

Evaluate gives you the understanding and time you need to drive better decisions.

We [collect, calibrate and connect](#) the financial and technical information the pharmaceutical industry needs. We bring the past, present and future into one place. And we've built up our offering from our original market-leading consensus forecasts, all the way to creating valuation models for products in development.

When you partner with Evaluate, our constantly expanding solutions and our transparent methodologies and datasets are instantly at your disposal, along with personalised support. These give you the time and confidence to turn understanding into insight, and insight into action.

## More speed

Access to granular datasets through a single interface lets you drill down instantly to the information you need, saving analysis time.

## Less risk

Millions of connected data points mean your decisions and recommendations are based on solid, transparent information, not guesswork.

## Lower cost

Reduce the potential costs of making the wrong investment decisions.

Identify risk and evaluate potential assets earlier in the screening process


Present a comprehensive competitive landscape for faster, more effective decision-making

Benchmark your company's R&D performance against your competitors

Unbiased risk/return metrics allow you to evaluate and prioritise your R&D portfolio


# EvaluatePharma<sup>↑</sup>

Vision




A seamless view of the past, present and future: market-leading consensus forecasts and comprehensive current and past sales data

COMPANY DATA

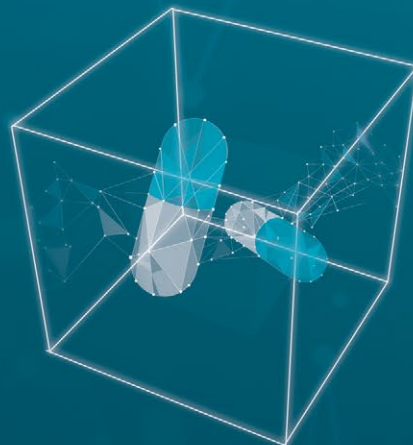


PRODUCT DATA

Built on individual product data that's matched to company reports



Sliced by multiple data lenses, including: global, region, drug, company, therapeutic area, indication, mechanism of action and pharma class



The industry's first single view of the risk and reward of the R&D landscape. Covering consensus forecasts, R&D costs at drug and trial level, success rates, predictive timelines and trial outcomes.



## The first single view of the risk and reward of the R&D landscape.

EvaluatePharma Vision offers the most comprehensive set of benchmarks for commercial assessment with consensus forecasts, R&D costs at drug and trial level, success rates, predictive timelines and trial outcomes. It helps you understand the commercial opportunities within markets or drill down to specific business interests. And our rule-driven, transparent methodologies guarantee complete confidence in the data.

We've drawn on over two decades of data and expertise to create the inputs and methodologies behind our proprietary analytics. And our long history of transparency helps you understand and trust the information we offer.

So for the first time you can see exactly where and how the industry is investing, choosing from multiple lenses: indication, mechanism of action or company. And make decisions based on solid data.



### Success Rates

The most comprehensive view of success rates available.

### Timelines

Helps predict approval dates, even for early-stage assets not covered by brokers.

### R&D Costs

The industry's first comprehensive trial costing model, with over 50,000 trials costed.

### Outcomes

Aggregated and standardised trial outcomes from multiple sources updated daily.

### Clinical trials (USA, EU, Japan)

Analyse the global clinical trial landscape

### Interactive NPV Analyzer

Model drug and company valuation with NPV discounted cash flow models for over 4,500 products.

### Calendar of Events

Identify and track future critical events and market catalysts in product lifecycles.



Consensus Forecasts | Pipelines | Company Financials | Deals | News